JMD1000KF16G4

Diode Module

Features

0

4

Product Summary

Parameter	Value	Unit
3 / /		3
3 1		
0 -		
3		3

Applications



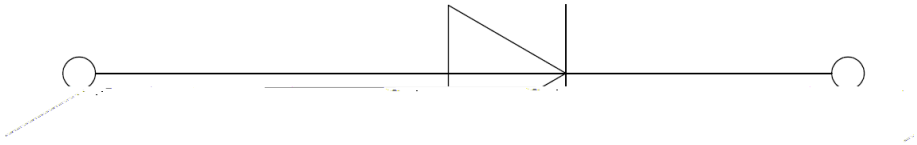

Absolute Maximum Ratings 1

Parameter	Conditions	Symbol	Values	Unit
/	1	3 / /		3
+	1	3 / 0		3
	1	3		
	0	0		
	1			
/ 0		3 0,		3
		1		
0		1		

Electrical Characteristics 1

Parameter	Conditions	Symbol	Values			Unit
			Min.	Typ.	Max.	
-	-	3				3
/	3 / 3 / / 1	/ /				
	3 / 3 / / 1					
1	1	3 1,				3
		1				

Thermal Characteristics 1

Parameter	Conditions	Symbol	Values			Unit
			Min.	Typ.	Max.	
1		/				4
1		/				4
						+
						+

Ordering Information

Device	Marking	Package	Weight	Inner Box	Per Carton
(	(		- 0	- 0	- 0

Typical Electrical & Thermal Characteristics

FIG.1: Forward characteristics(per diode)

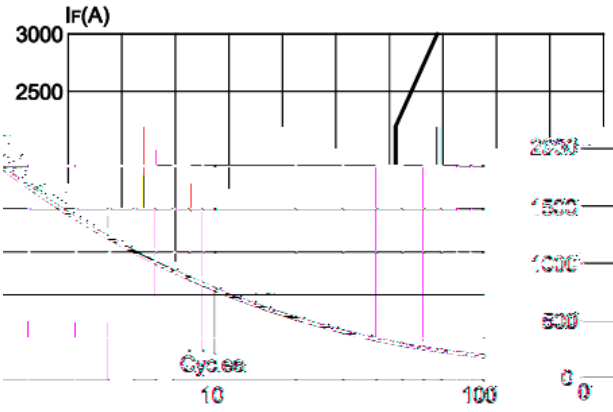

FIG.2: Peak on-state surge current

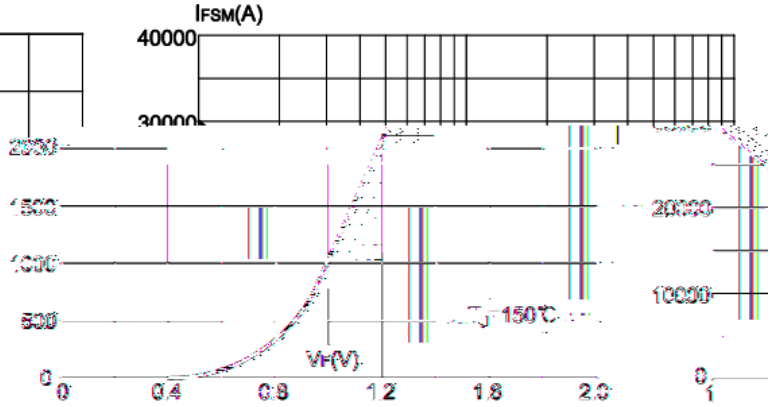

Maximum transient thermal impedance

℃/W) Junction-to-case(per diode)

FIG.3: Forward current vs. case temperature

FIG.4:



Circuit Diagram

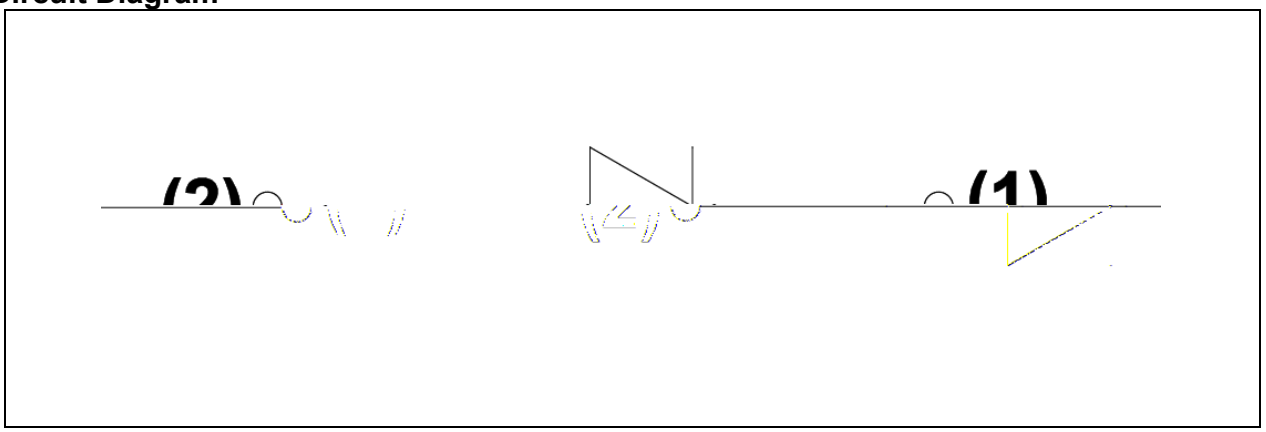

Package Outlines (mm)

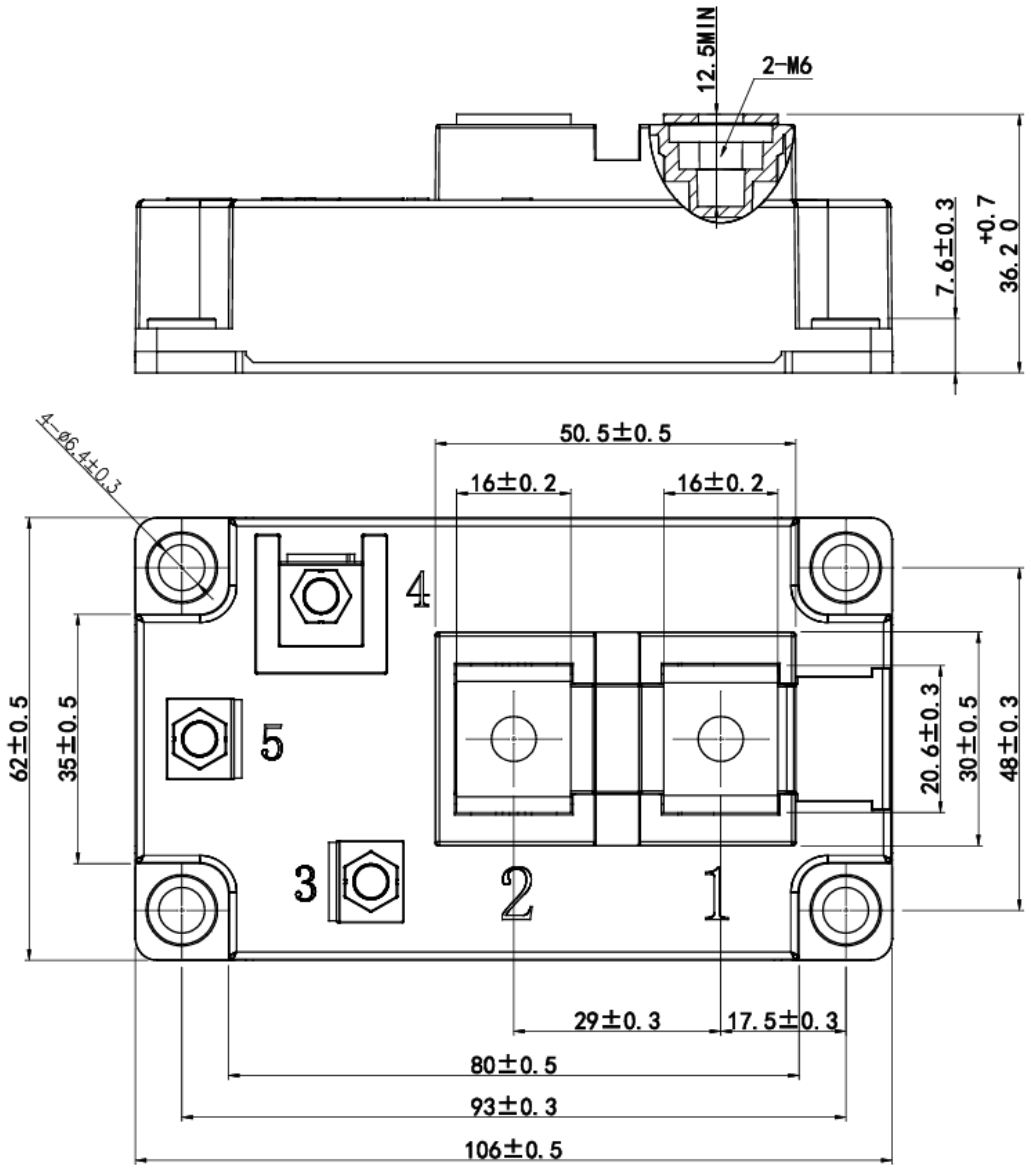

0)

1

+

-

1 1

0)

0)

/)

-