44/		
†		
† / 2		
(/		

+



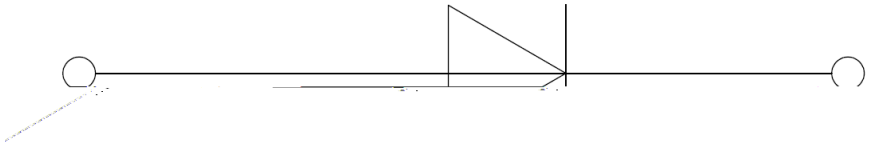

4		44/		
0		4 /		
		†		
(		† /		
+		+		
4/		+1		
,		,		

2	2	(				
4	4 44/	44/				
	4 44/					
		1				

		4				
		4				
/	/ /	/				0
	/					0

, / - ( )	, / - ( )	)	2	2	2

FIG.1: Forward characteristics(per diode)

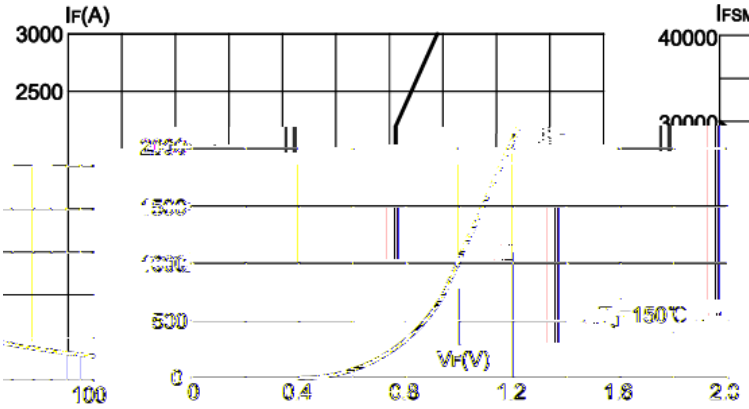

FIG.2: Peak on-state surge current

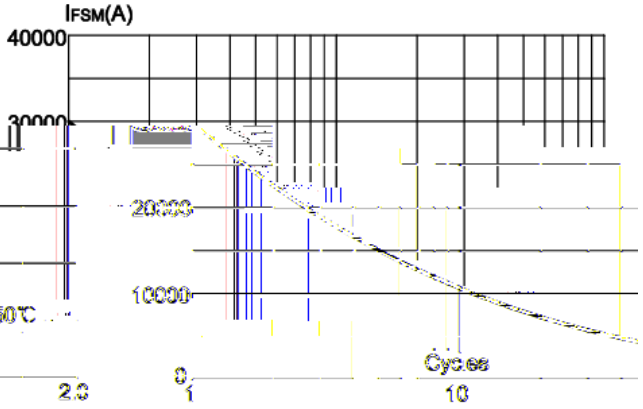

dance

FIG.3: Forward current vs. case temperature



FIG.4: Maximum transient thermal impe

R (℃/W) Junction-to-case(per diode)

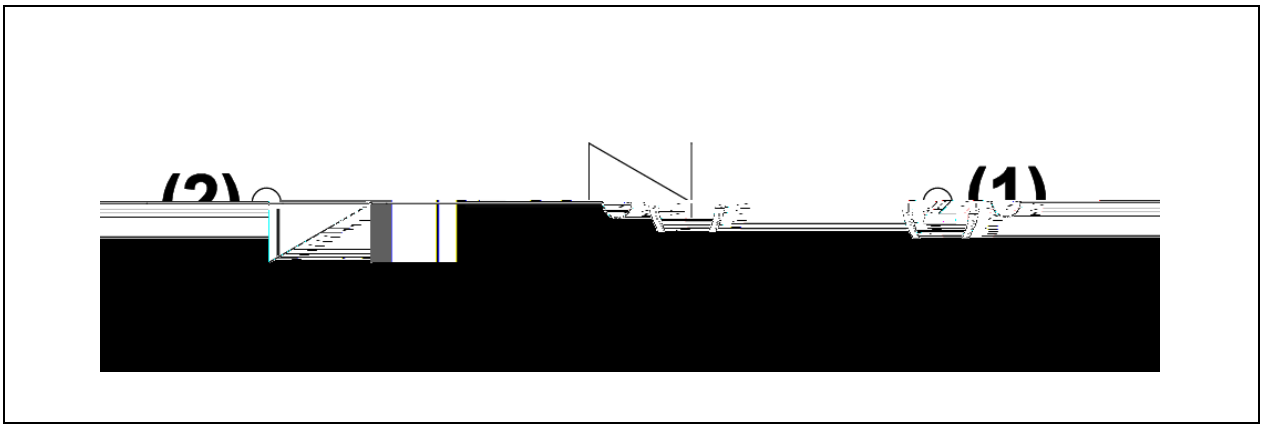

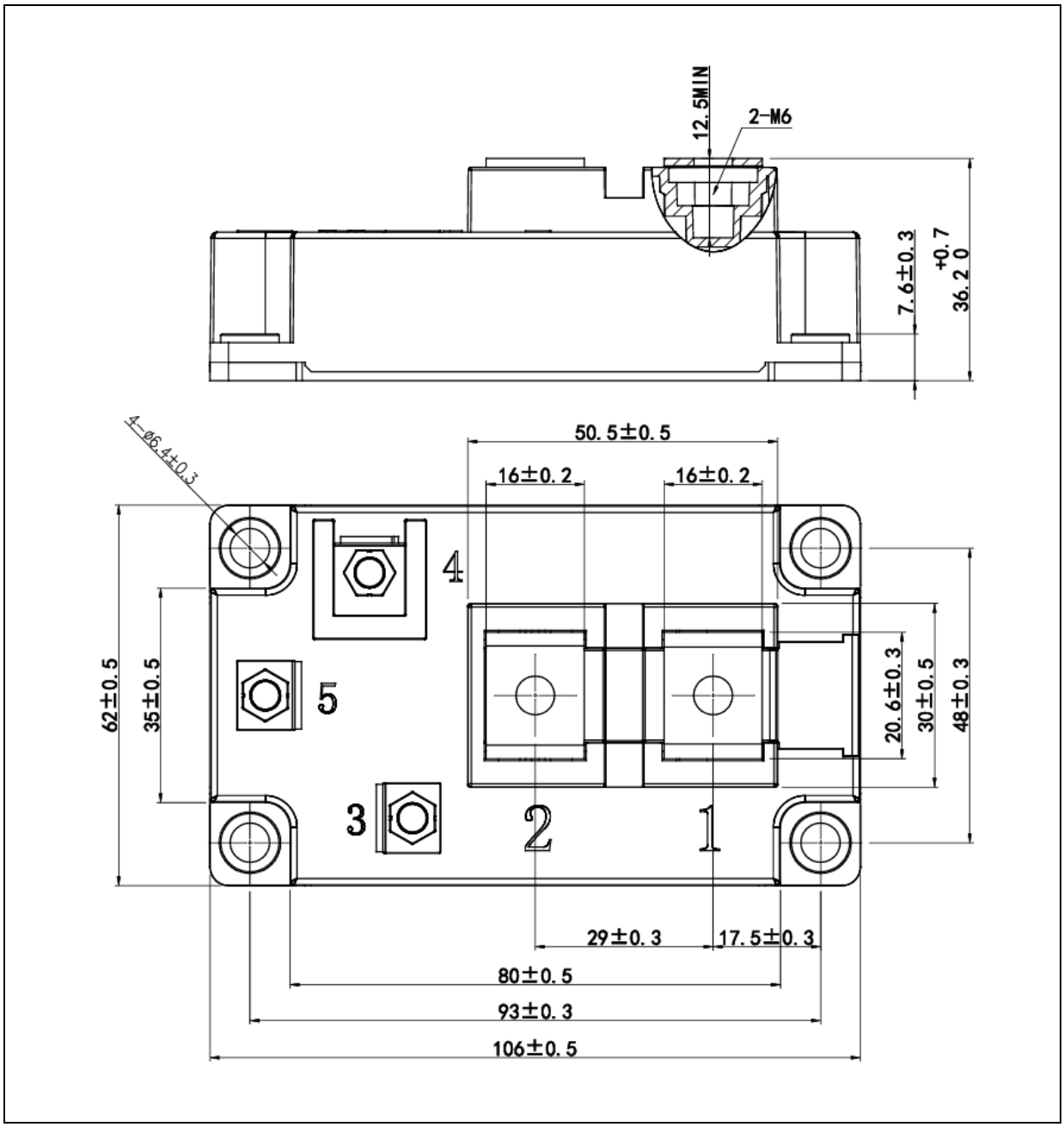
12.5MIN
2-M6
7.6±0.3
36.2 +0.7 0
4-ø6.4±0.3
50.5±0.5
16±0.2
16±0.2
4
5
3
2
1
62±0.5
35±0.5
20.6±0.3
30±0.5
48±0.3
29±0.3
17.5±0.3
80±0.5
93±0.3
106±0.5

+

, , , .

0 , , ,

2

, , ,

,

, , , . , , ,

.

4 , , , / . 2