	℃					
	℃					
	℃					
						Ω

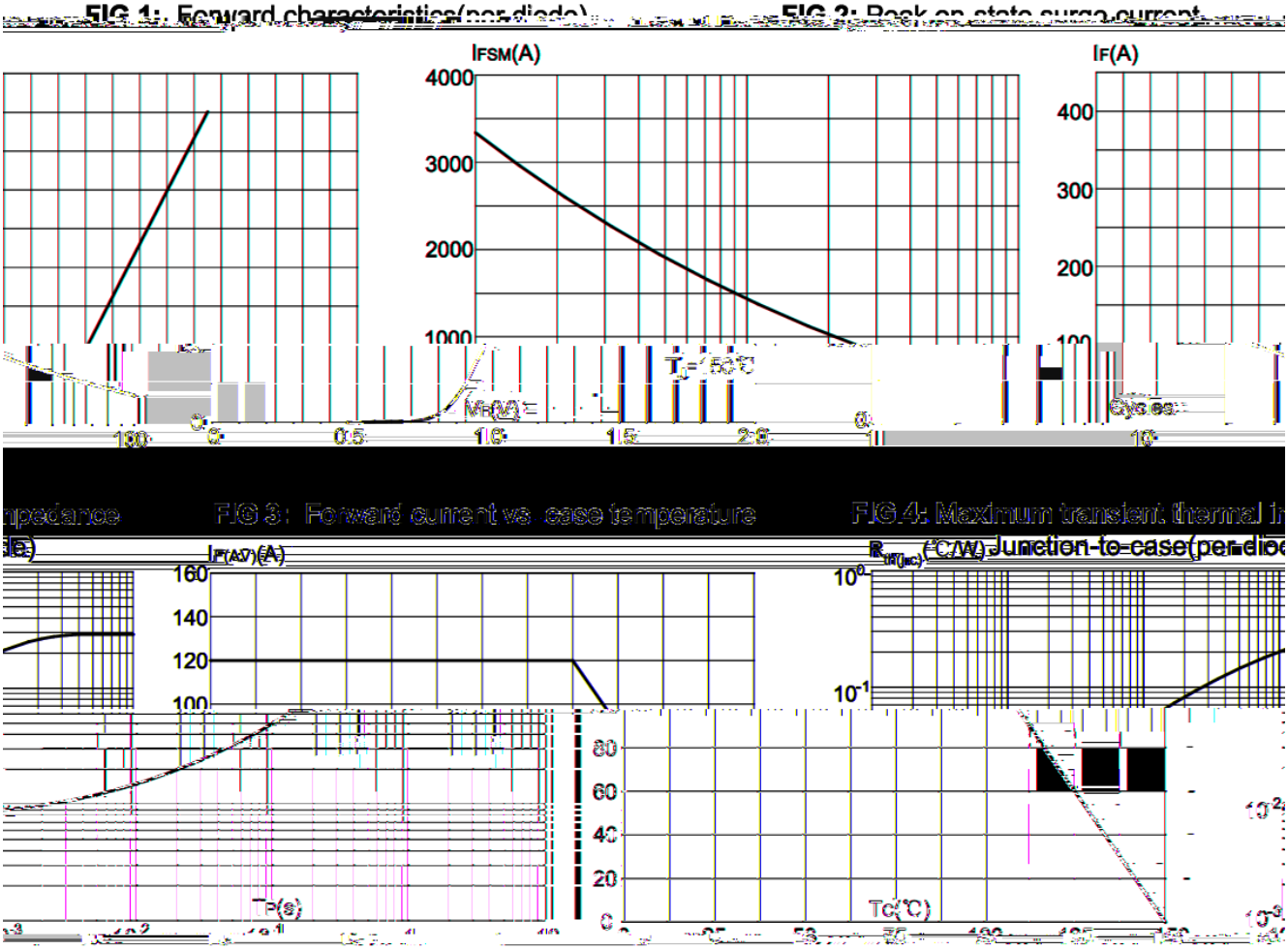
FIG 1: Forward characteristics(per diode)
FIG 2: Peak on state surge current
IFSM(A)
4000
3000
2000
1000
IF(A)
400
300
200
100
FIG 3: Forward current vs case temperature
FIG 4: Maximum transient thermal i
Junction-to-case(per dio
IF(AV)(A)
160
140
120
100
80
60
40
20
0
Tc(℃)

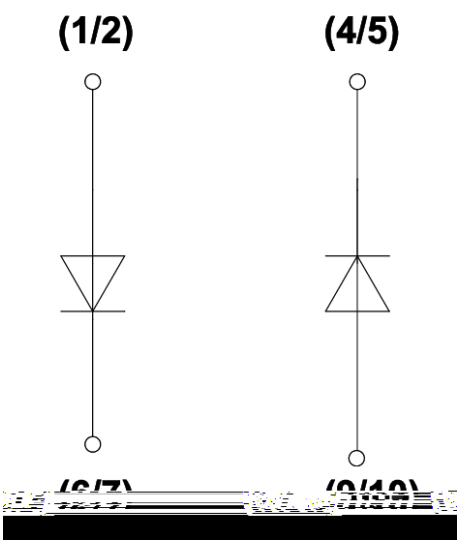
(1/2)
(4/5)

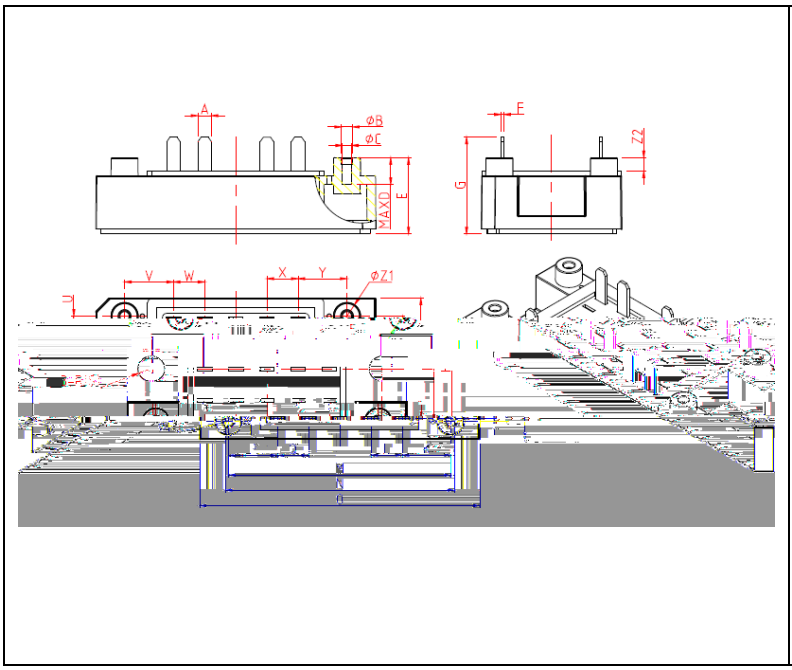

Ref	Dimensions					
	Millimeters			Inches		
	Min	Typ	Max	Min	Typ	Max
A	2.85	3	3.15	0.112	0.118	0.124
B	2.3	2.5	2.7	0.091	0.098	0.106
C	1.9	2.1	2.3	0.075	0.083	0.091
D			6			0.236
E	16.25	17	17.75	0.640	0.669	0.699
F	0.55	0.65	0.75	0.022	0.026	0.030
G	20.85	21.6	22.35	0.821	0.850	0.880