JMD136KD16T2W

Diode Module

Features

- A package of series of two diodes
- Heat transfer through alumina ceramic and metal substrate
- Welding by vacuum welding technology, which provide high reliability

Product Summary

Parameter	Value	Unit
V_{RRM}	1600	V

	3640	**A**
V_F(Max)	**1.60**	**V**

Applications

- AC converter
- Inverter
- DC motor



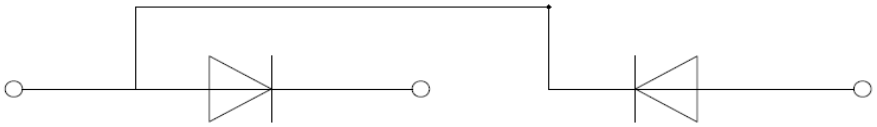

Absolute Maximum Ratings (@ T_C = 25°C unless otherwise specified)

Parameter	Conditions	Symbol	Values	Unit
Repetitive peak reverse voltage	T_{vj} = 25°C	V_{RRM}	1600	V
Non-repetitive peak reverse voltage	T_{vj} = 25°C	V_{RSM}	1700	V
Average forward current	T_C = 100°C	$I_{F(AV)}$	136	A
Forward surge current	1/2 cycle, Sine wave, 50Hz T_{vj} = 25	I_{FSM}	3640	A
I^2t value for fusing		I^2t	66200	A^2s
RMS isolation voltage	A.C 50Hz(1s/1min)	V_{ISO}	3600/3000	V
Junction temperature range		T_J	-40 ~ +150	
Storage temperature range		T_{stg}	-40 ~ +125	

Jiangsu JieJie Microelectronics Co., Ltd.
All product information are copyrighted and subject to legal disclaimers

Electrical Characteristics (@ T_C = 25°C unless otherwise specified)

Parameter	Conditions	Symbol	Values			Unit
			Min.	Typ.	Max.	
Peak forward voltage	I_F=410A, t_P=380μs	V_F			1.60	V
Reverse leakage current	V_R = V_{RRM},T_{vj} = 25	I_{RRM}			100	μA
	V_R = V_{RRM},T_{vj} = 150				50	mA
Threshold voltage	T_{vj} = 150 , for power loss calculation only	V_{TO}			0.85	V
Dynamic resistance		r_T			1.5	mΩ

Thermal Characteristics (@ T_C = 25°C unless otherwise specified)

Parameter	Conditions	Symbol	Values			Unit
			Min.	Typ.	Max.	
Thermal resistance, junction to case	per diode	$R_{th(j-c)}$		0.19		/W
Thermal resistance, case to heatsink	per diode	$R_{th(c-s)}$		0.12		/W
Mounting torque	Module and heatsink fixed torque M5	M	4.25		5.75	N·m
	Electrode connection torque, screw M6		4.25		5.75	N·m

Ordering Information

Device	Marking	Package	Weight	Inner Box	Pre Carton
JMD136KD16T2W	JMD136KD16T2W	T2	170 10g/PCS	6 PCS	72 PCS

Jiangsu JieJie Microelectronics Co., Ltd.
All product information are copyrighted and subject to legal disclaimers

Typical Electrical & Thermal Characteristics



Circuit Diagram

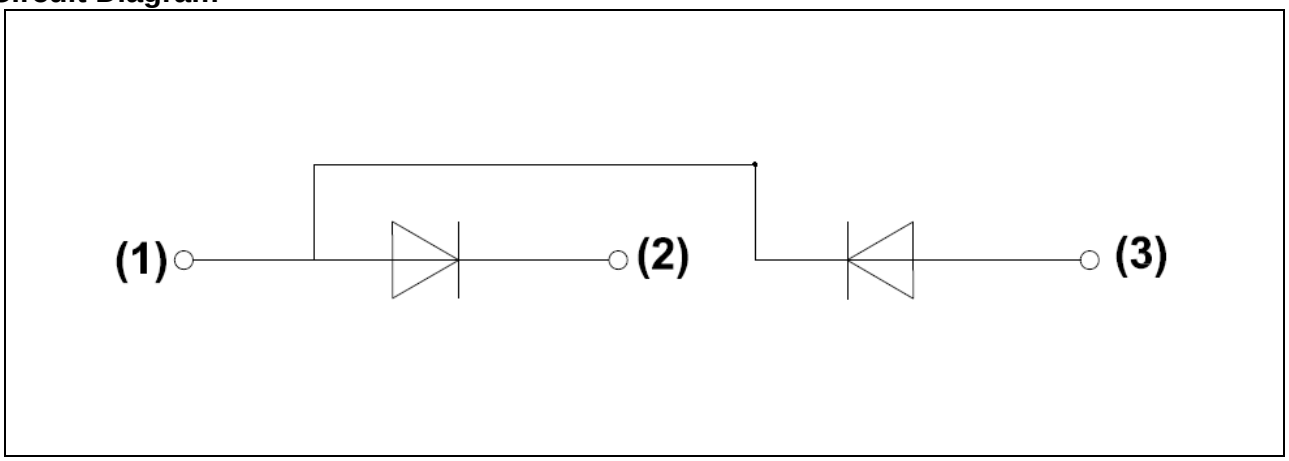

All product information are copyrighted and subject to legal disclaimers

Package Outlines (mm)

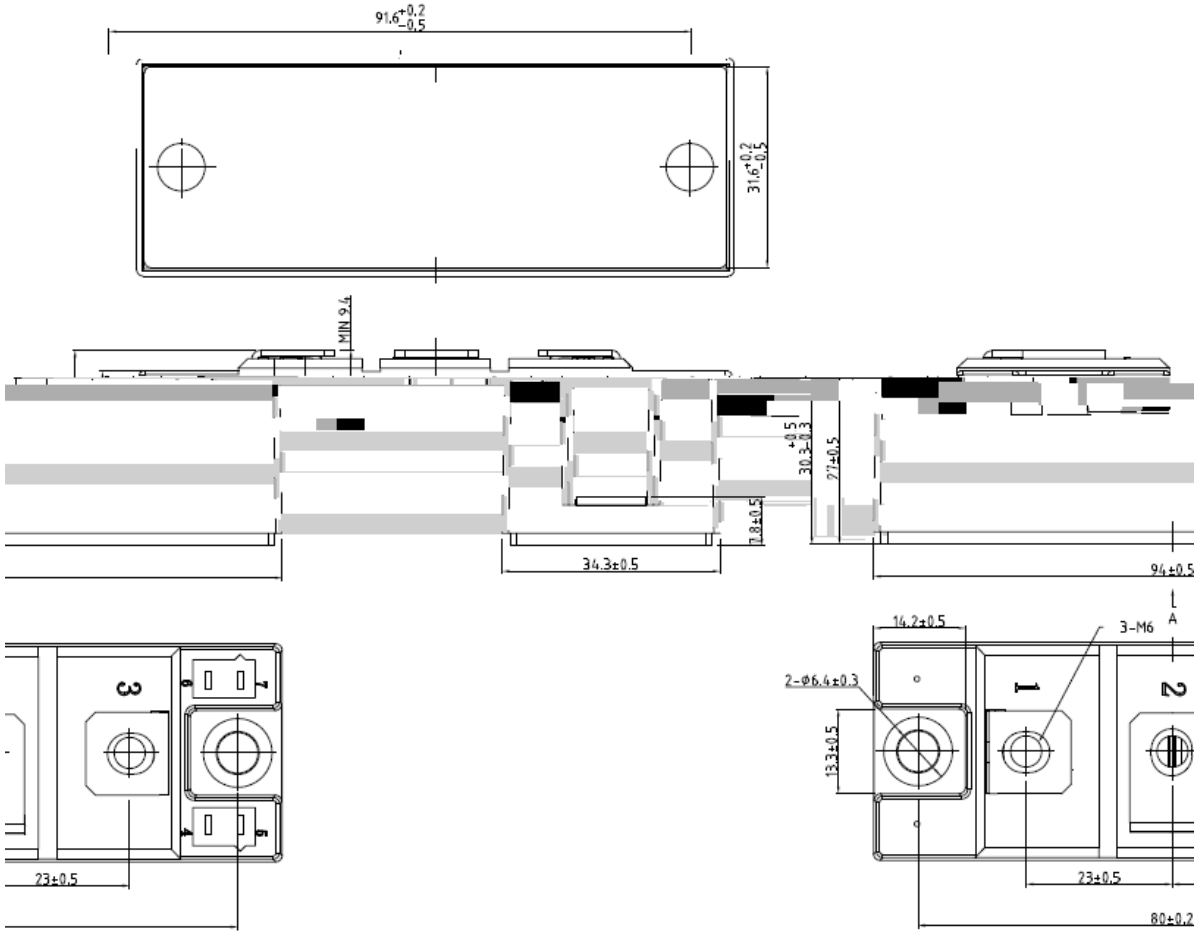

Unit of measurement: mm

Jiangsu JieJie Microelectronics Co., Ltd.
All product information are copyrighted and subject to legal disclaimers

All product information are copyrighted and subject to legal disclaimers