1 1

S V S

1

V US U

: U US ST

HDD		H
6	(	3
8E 2 B /		3
H8 S		H

8 V

U S U

@ U ST U 35 65 U





2 F5 / 5 U V

D S S		HDD		H
@ S S		HDE		H
A U	F5 / ℃	6	(	3
1 8 SV U	L U U E S : F / ℃	8E		3
S				3
D E S S	3 5 :	HEA	(	H
U S S		F		
E S S S		F		℃

2 F5 / 5

8 SV S	6 / (3 F / ℃	H8				H
D S S U	HD / HDD F / ℃	DD				3
	HD / HDD F / ℃					3
F V S	8 USU S F / ℃	HFA			(	H
6 S U S U						

2 F5 / 5

F S VS U US	V V	D U			(	= I
	4S S U (				)	@
	7 S U (				)	@

6 (F6 6	6 (F6 6	6	B5E	B5E	B5E

FIG.1: Forward characteristics(per diode)

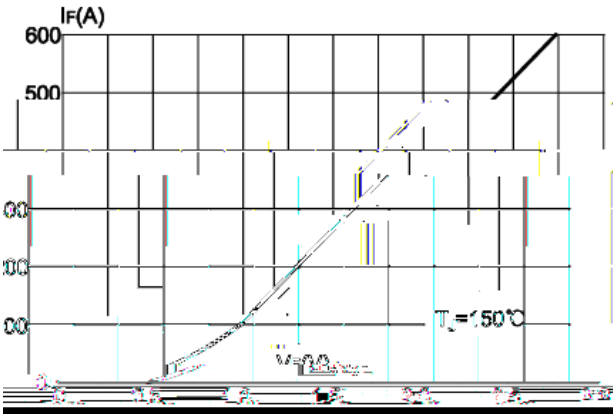

FIG.2: Peak on-state surge current



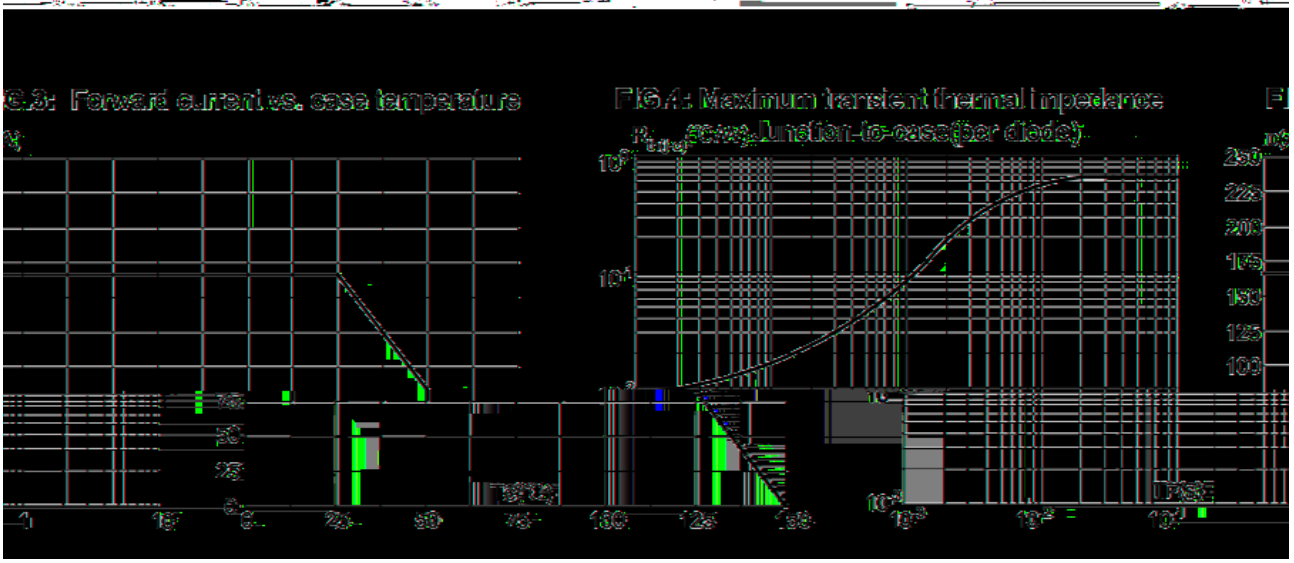



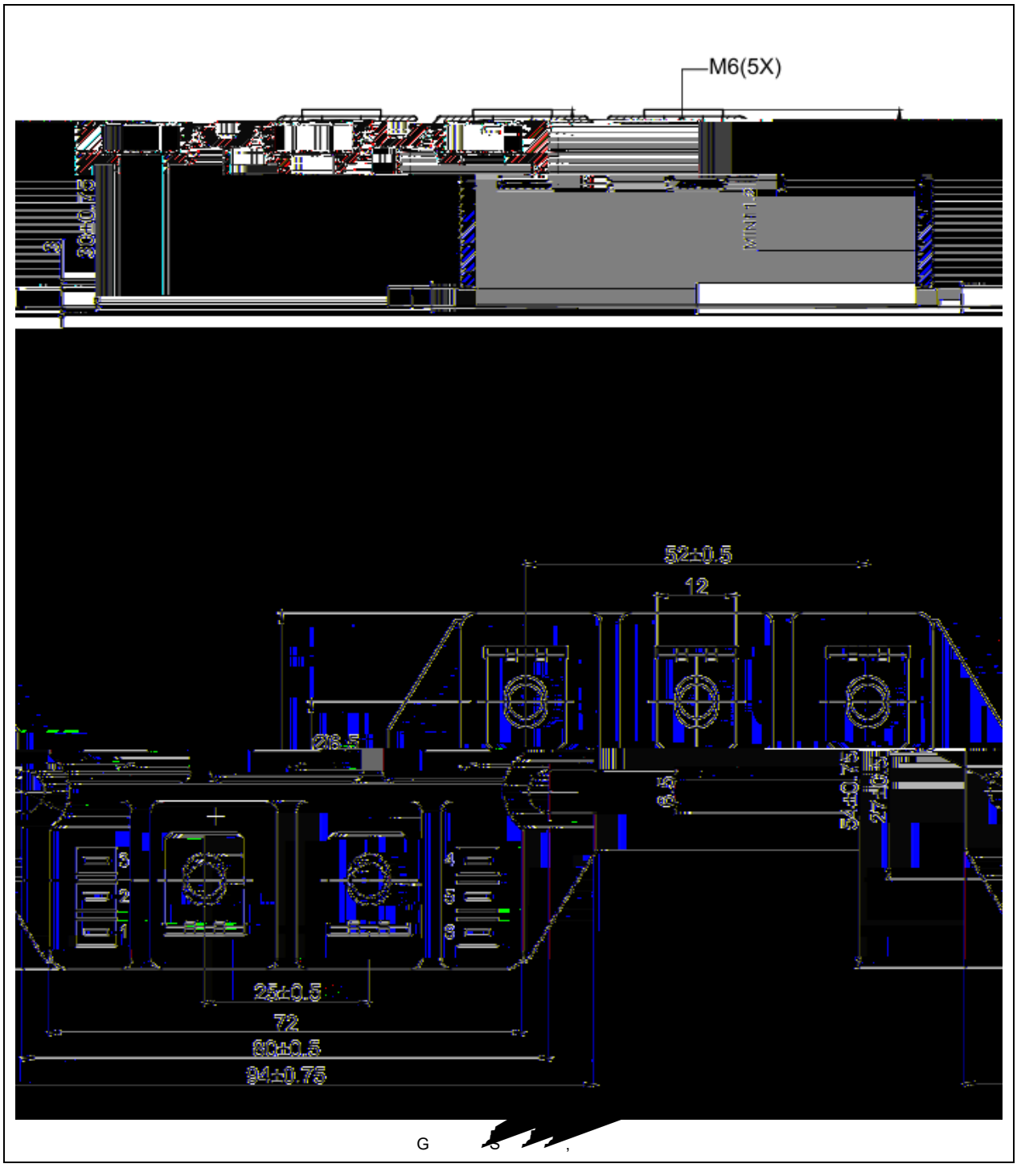
M6(5X)
52±0.5
12
25±0.5
72
80±0.5
94±0.75

