G 6 BG1B4 F D175 1 4 51 175 3EBB5 D

G 4E3D1 35 @13 175

78 CEB75 3EBB5 D31@12 D

D = C		
1H		

5 4 CE@@1 6 B = DBC

5 B53D65BC6 BDB1 CCD BJ54 = DB3 DB 5BC

3 DB 125 B53D65BC6 B 3 F5BB5B



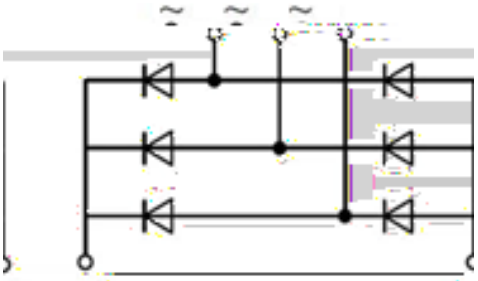

E 5CC DB5BG C5 C@53654

5@5DDF5 @51 B5F5BC5 F D175				
B5@5DDF5 @51 B5F5BC5 F D175				
EDGED3EBB5 D	℃			
BG1B4 CEB75 3EBB5 D	3I 35 5 G1F5 J F: ℃			
DF1 E5 6 B6EC 7		D		C
C 1D F D175	J C =			
E 3D D5= @5B1DEB5 B1 75			N	
DB175 D5= @5B1DEB5 B1 75		cD7	N	℃

E 5CC D85BG C5 C@53654

BG1B4F D175	F: ℃					
5F5BC5 51 175 3EB5 D	F: ℃					=
	F: ℃					=
8B5C8 4F D175	B@G5B CC31 3E1D I F: ℃					
I 1= 3B5CCD1 35		B				=

E 5CC D85BG C5 C@53654

85B=1 =@541 35 :E 3D D 31C5	@5B4 45	D8:3				
E D 7DBAE5	1C5 @1D5 D 851DC C3B5G					=
	53DB 45 D D5B= 1 C3B5G					=

			7		

FIG.1: Forward characteristics(per diode)

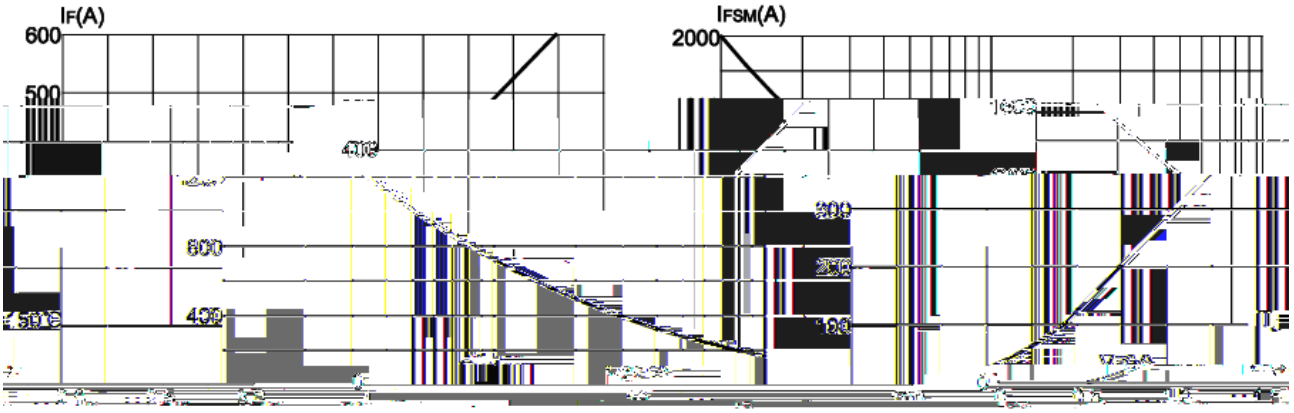

FIG.2: Peak on-state surge current

I current vs. case temperature

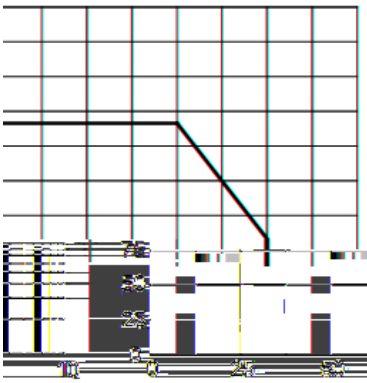

FIG.4: Maximum transient thermal impedance

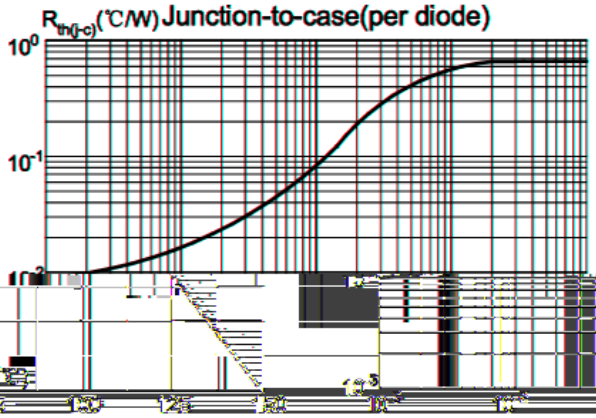

FIG.3: Forwarc



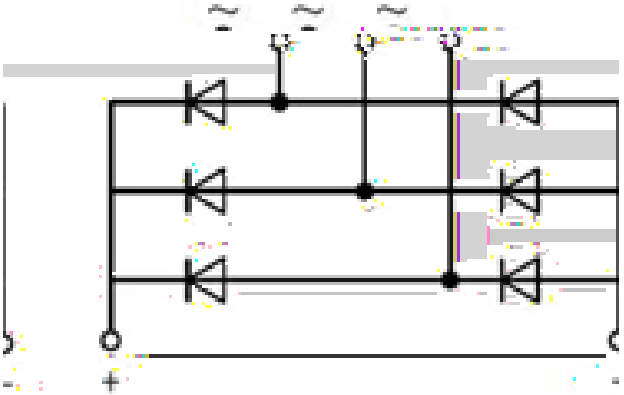

6 B= 1D 6EB C854 D8 C 4 3E= 5 D C 25 5F54 D 25 133EB1D5 1 4 B5 125 G5F5B 1 7CE 5 5 5= 3 4E3D B D4 1CCE= 5C B5C@ C2 D1 6 BD85 3 C5AE5 35C 6EC5 GD8 ED3 C45B1D 6 BCE38 6 B= 1D BEC5 25I 4 D 8C 6 B= 1D D8 C4 3E= 5 D CCE2 53DD 381 75 GD8 ED@8 B D35 DG D8CC1 4 7D8 C 1 7CE 5 5 G 6E I 3 = @1 GD8 D85 D5B= C ED 54 1 C7 54 17B55= 5 D B 4E3DC 1 4 6 B= 1D @8 F454 D8 C 4 3E= 5 D81F5 6B 75= 5 D 6@1D5 DC 1 7CE 5 5 1CCE= 5C B5C@ C2 D1 6 B1 I 6B 75= 5 D 6 D85BB78DC 6D8 B4 @1B5CG8 38 = 1I B5CE D6B = D85 EC5 6CE38 @8 4E3DC1 4 6 B= 1D 8C 4 3E= 5 D C D85 D1 B5 51C5 41D54 EI 8C 4 3E= 5 D CE@5BC545C1 4 B5@1 35C1 6 B= 1D @85F ECI CE@@54

C B57 CD5B54 D81 45= 1B 6 1 7CE 5 5 5= 3 4E3D B D 1 7CE 5 5 5= 3 4E3D B D4 B78DCB5C5BF54