E

EY VW AYR V CVT WW UXV U V

VR V

A U T D R

AR R V V	GR V	F

2 TR



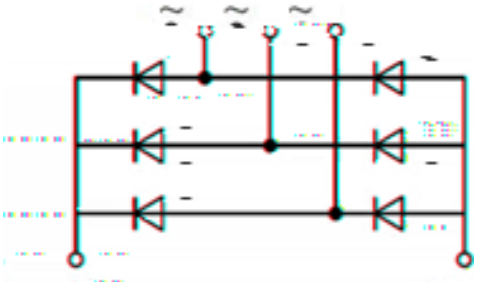

2 S V R CR X

AR R V V	U	D S	GR V	F
	℃			
	℃			
				℃

VT TR YR RT V T

AR R V V	U	D S	GR V			F
				E	R	
	℃					
	℃					
	℃					
	℃					

EYV R YR RT V T

AR R V V	U	D S	GR V			F
				E	R	

UV X W R

V TV	R X	ART RXV	H V XY	V	AV R

E TR VT TR EYV R YR RT V T

FIG.1: Forward characteristics(per diode)

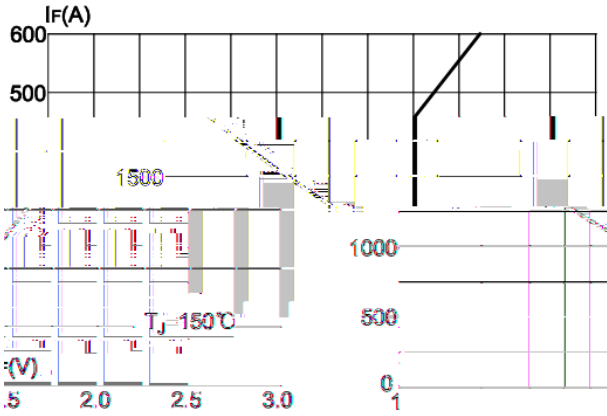

FIG.2: Peak on-state surge current

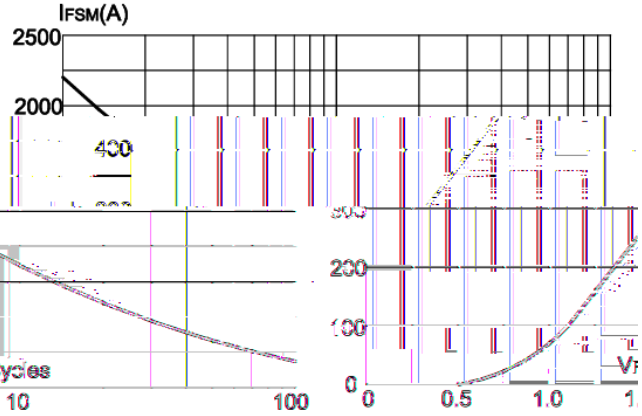

ıt vs. case temperature

FIG.4: Maximum transient thermal impedance

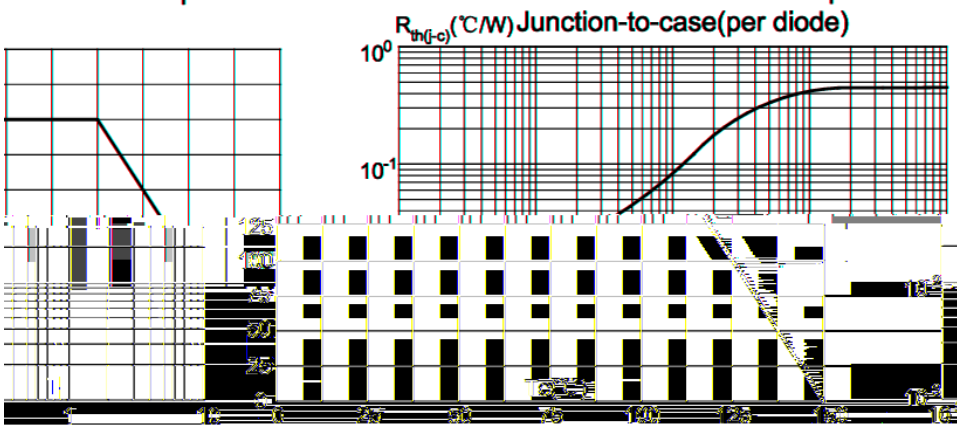

FIG.3: Forward currer

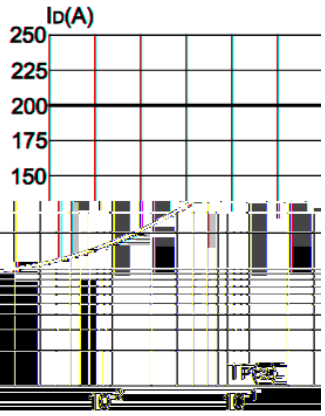

T RX R

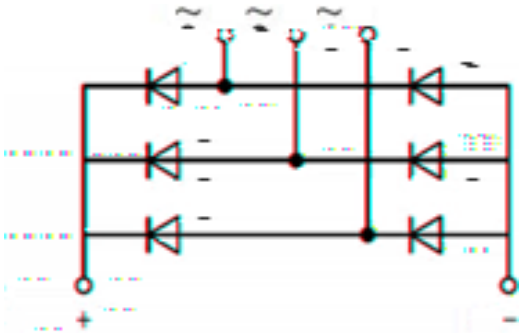

ART RXV V

