. BL B M CC L LC A I F

L M

LI GG L

L G L	0 F	HC

JJFC CHM



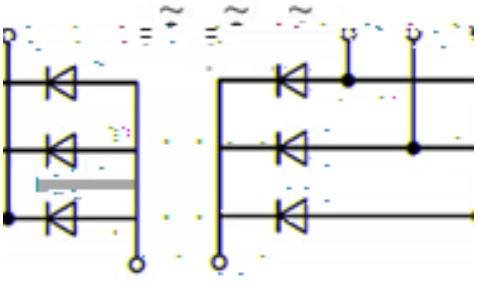

M F GG G CHAM

L G L	IH CCHM	G I F	0 F M	HC
	℃			
	℃			
				℃

F LC F□B L LQM CM

L G L	□I H CC HM	G I F	0 F M			HC
			CH	. J		
	℃					
	℃					
	℃					
	℃					

. B LG F□B L LQM CM

L G L	□I H CC HM	G I F	0 F M			HC
			CH	. J		

) L LCHA H I LG CH

C	LECHA	E A	1 CAB	HH L I	L□ LI H

. JC F F LC F . B LG F□B L LOMCM

FIG.1: Forward characteristics(per diode)

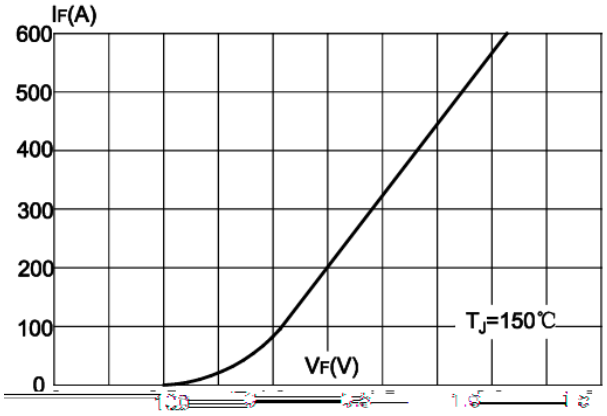

FIG.2: Peak on-state surge current

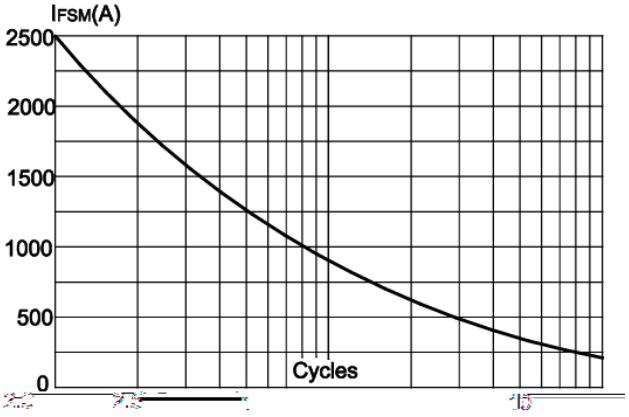

al impedance **FIG.3:** Forward current vs. case temperature **FIG.4:** Maximum transient therm

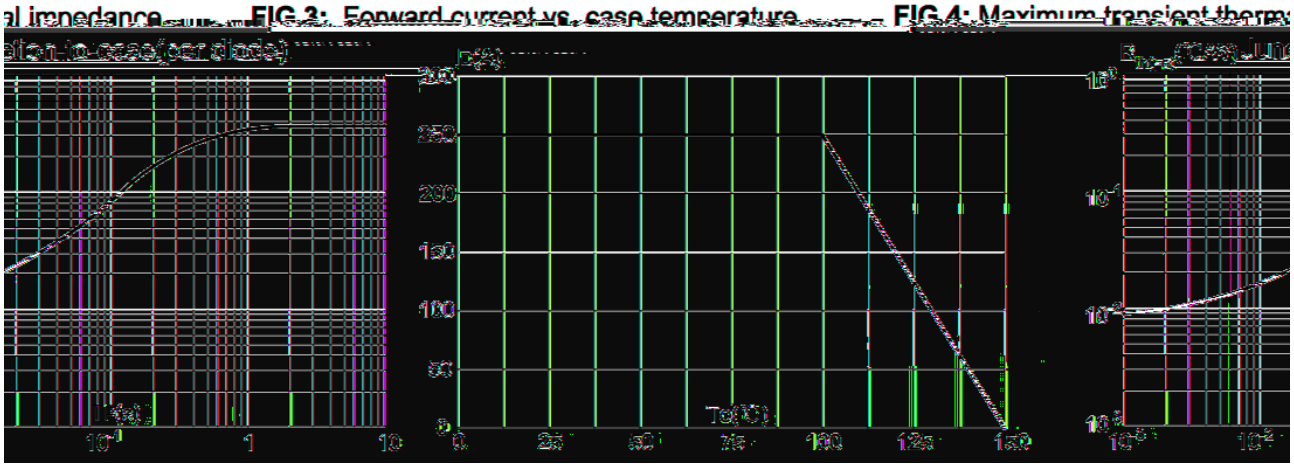

□C C CAL G

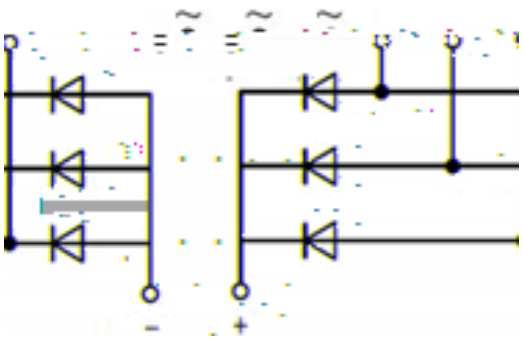

E A) RGH M GG

