# LL H L LJ ML ) K L K L

LH L

K J H

| HH LL | H L | |
|---|---|---|
| | | |
| | | |
| | | |
| | | |

( JH



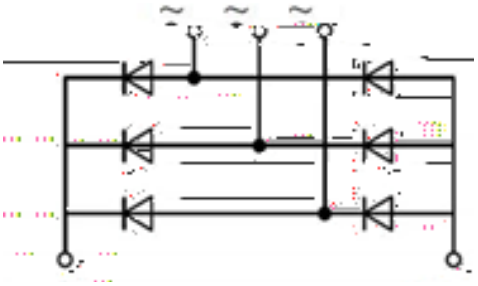

( I L H H

| HH LL | K | I | H L | |
|---|---|---|---|---|
| | | | | |
| | | | | |
| | ℃ | | | |
| | | | | |
| | ℃ | | | |
| | | | | |
| | | | | |
| | | | | |
| | | | | ℃ |

LJ JH H HJ L J

| H H L L | K | I | H L | | | |
|---|---|---|---|---|---|---|
| | | | | | H | |
| | ℃ | | | | | |
| | ℃ | | | | | |
| | ℃ | | | | | |
| | ℃ | | | | | |
| | | | | | | |

L H H HJ L J

| H H L L | K | I | H L | | | |
|---|---|---|---|---|---|---|
| | | | | | H | |
| | | | | | | |
| | | | | | | |
| | | | | | | |

KL 0 M H

| L JL | H | HJ H L | L | 0 L ) | L H |
|---|---|---|---|---|---|
| | | | | | |

JH LJ JH L H H HJ L J

**FIG.1:** Forward characteristics(per diode)

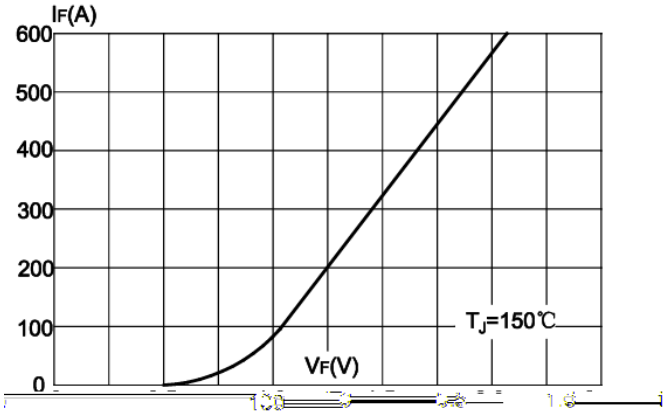


**FIG.2:** Peak on-state surge current

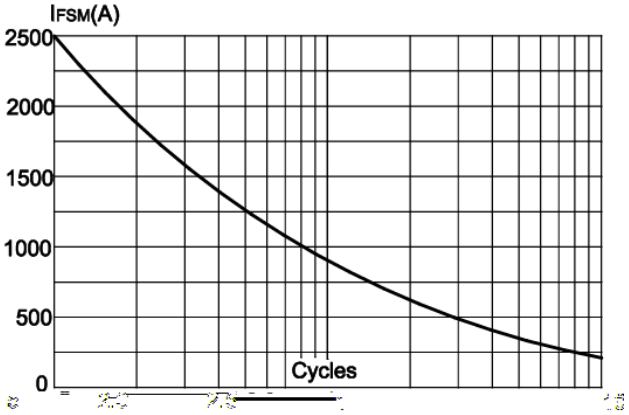


t thermal impedance **FIG.3:** Forward current vs. case temperature **FIG.4:** Maximum transier

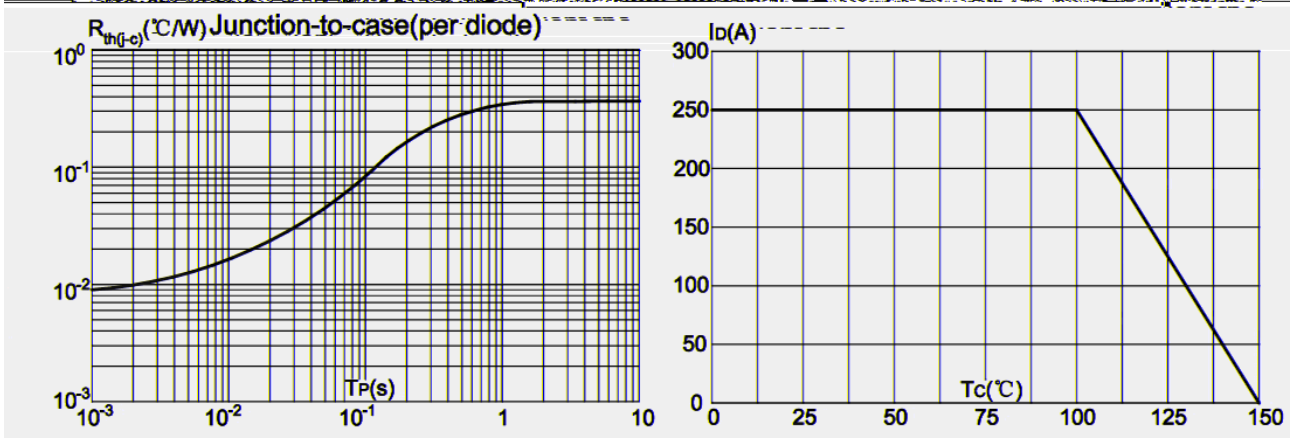


J H H

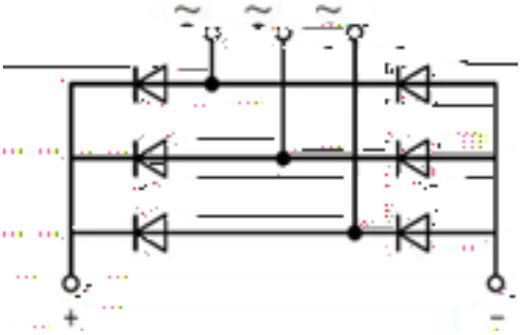

HJ H L L

