# JMD40KD16T1A

## Diode Module

### Features

### Product Summary

| Parameter | Value | Unit |
|---|---|---|
| | | |
| ℃ | | |

### Applications

### Absolute Maximum Ratings

| Parameter | Conditions | Symbol | Values | Unit |
|---|---|---|---|---|
| | | | | |
| | | | | |
| | | | | |
| | ℃ | | | |
| | | | | |
| | | | | |
| | | | | |
| | | | | |

## Electrical Characteristics

| Parameter | Conditions | Symbol | Values | | | Unit |
|---|---|---|---|---|---|---|
| | | | Min. | Typ. | Max. | |
| | | | | | | |

## Typical Electrical & Thermal Characteristics

**FIG.1:** Forward characteristics(per diode)

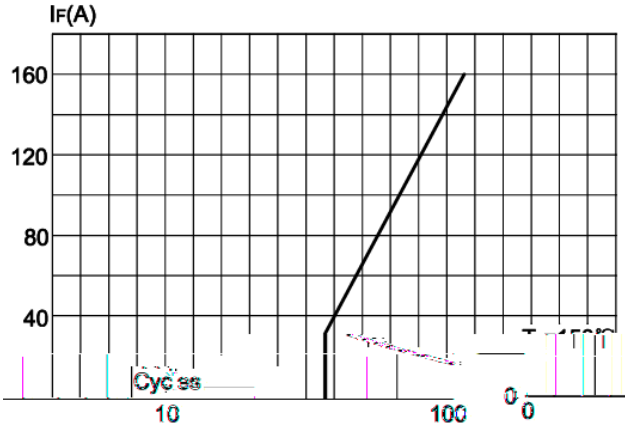


**FIG.2:** Peak on-state surge current

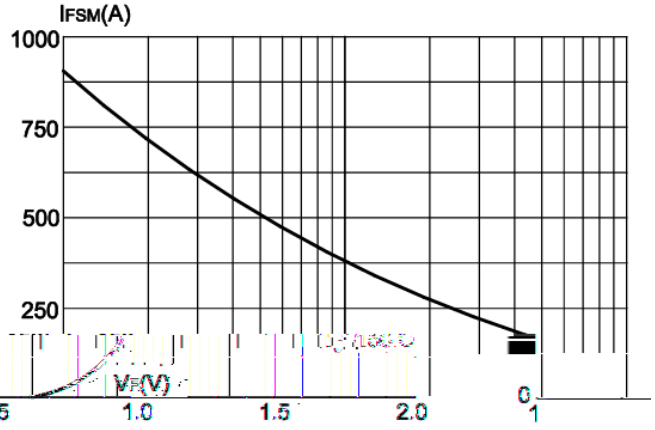


imum transient thermal impedance
Junction-to-case(per diode)

**FIG.3:** Forward current vs. case temperature

**FIG.4:** Max




## Circuit Diagram

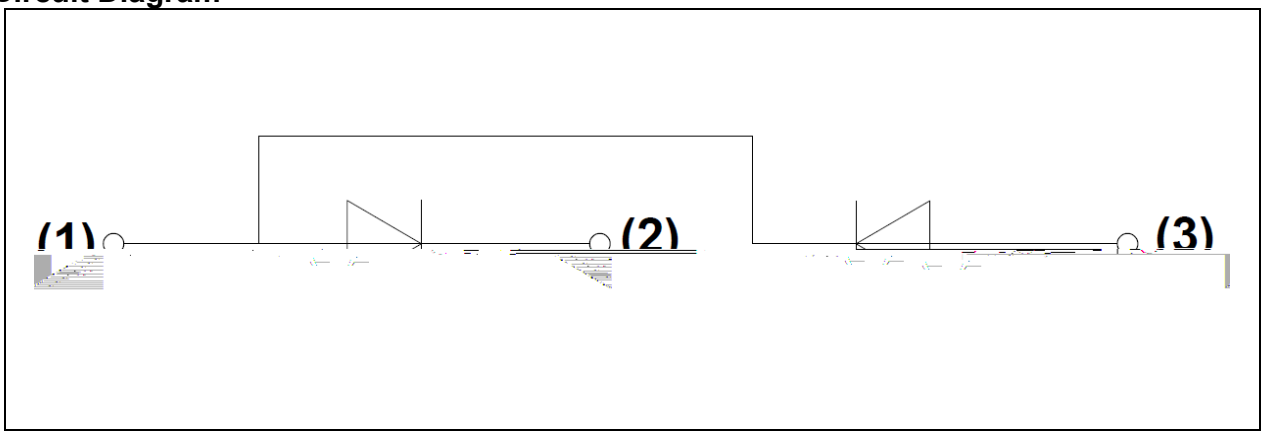

## Package Outlines (mm)

