RNab R bPa b N f

. YPNaV

. O YbaR NeV b NaV T

| N N RaR | 0 VaV | f O Y | CNYbR | B Va |
|---|---|---|---|---|
| | | | | |
| | | | | |
| | | | | |

2 YRPa VPNY0 UN NPaR VaVP

| N N RaR | 0 VaV | f O Y | CNYbR | | | B Va |
|---|---|---|---|---|---|---|
| | | | V | Af | Ne | |
| | | | | | | |
| | ℃ | | | | | |
| | ℃ | | | | | |
| | ℃ | | | | | |
| | | | | | | Ω |

AUR NY0 UN NPaR VaVP

| N N RaR | 0 VaV | f O Y | CNYbR | | | B Va |
|---|---|---|---|---|---|---|
| | | | V | Af | Ne | |
| | | | | | | |
| | | | | | | |
| | | | | | | |
| | | | | | | |

R V T S NaV

| 1 RcVPR | N XV T | NPXNTR | D RVTUa | R e | R 0N a |
|---|---|---|---|---|---|
| | | | | | |

Af VPNY2 YRPa VPNY AUR NY0 UN NPaR VaVP

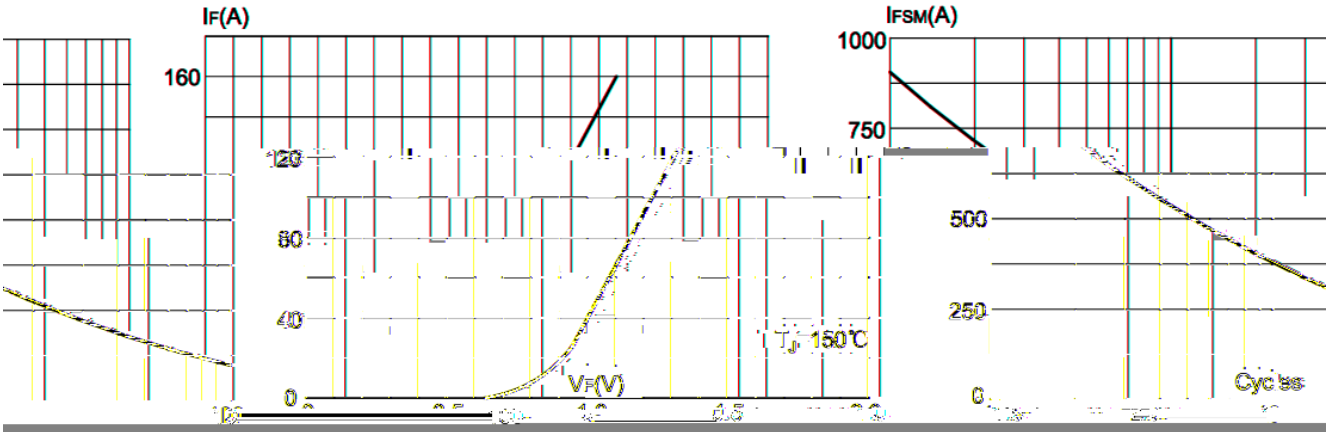


Maximum transient thermal impedance

**FIG.3:** Forward current vs. case temperature

**FIG.4:**

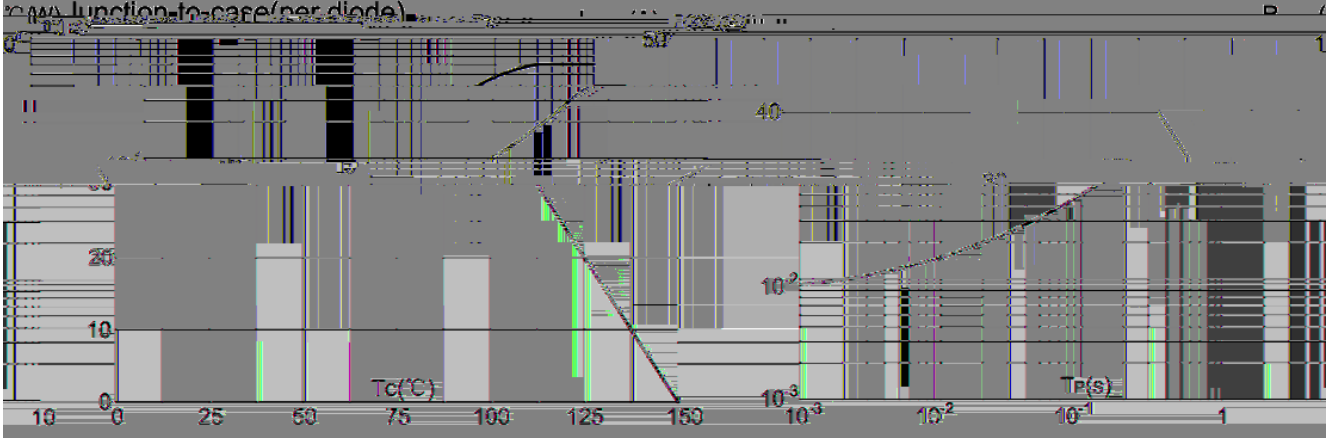


0 VPb Va1 WT N

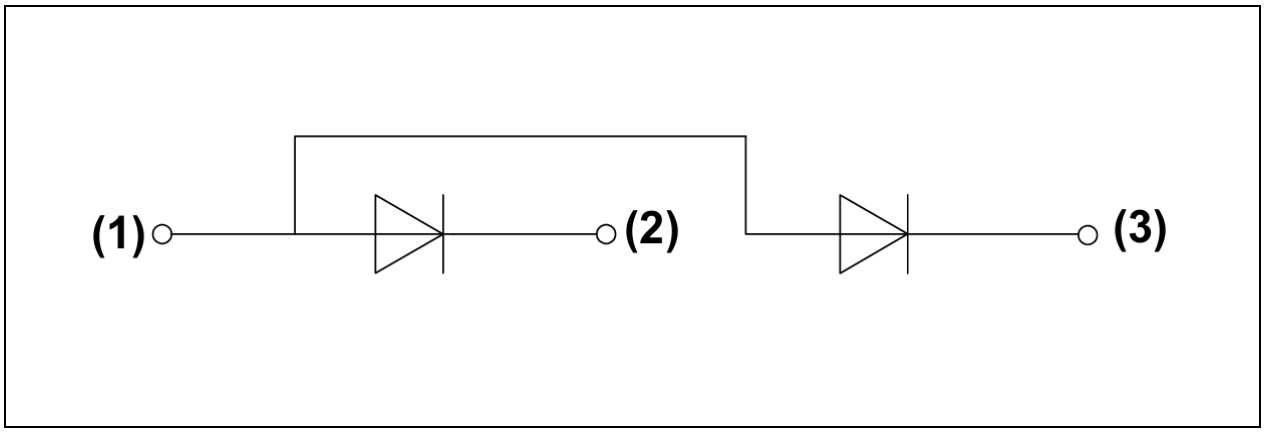

NPXNTR baW R

