g cmdl g c m o mdhocdn

K mh o m	i obdin	th g	gp n			Pi ob
			Hdl)	Otk)	H s)	
	℃					
	℃					
	℃					
						Ω

Oc mh g c m o mdhocdn

K mh o m	i obdin	th g	gp n			Pi ob
			Hdl)	Otk)	H s)	

J m mdlb Da mh odi

d	H mfidlb	K f b	R dbco	Di m s	K m moi

Otkd g g cndl g! Oc mh g c m o mdhcdn

FIG.1: Forward characteristics(per diode)

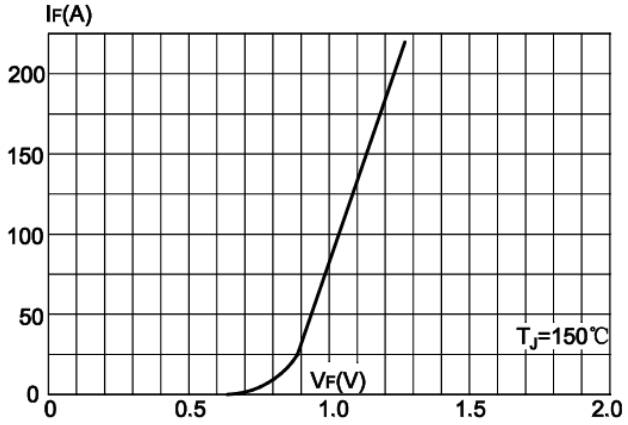

FIG.2: Peak on-state surge current

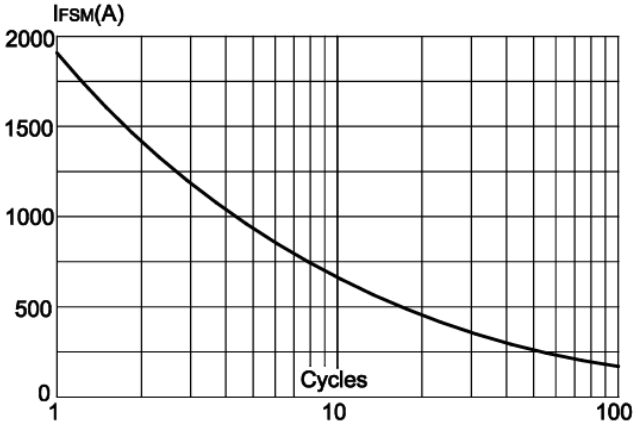

FIG.3: Forward current vs. case temperature

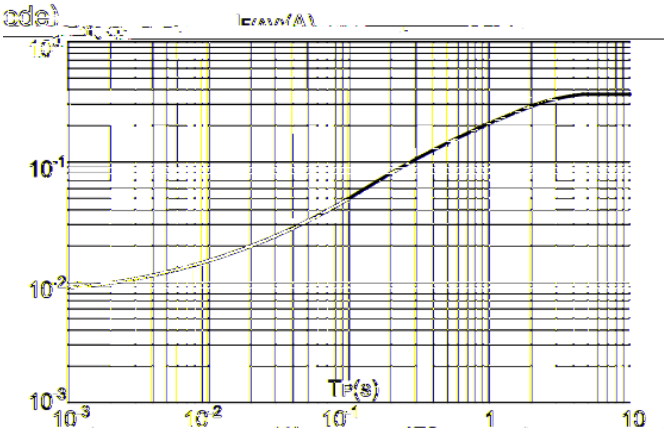

FIG.4: Maximum transient thermal impedance

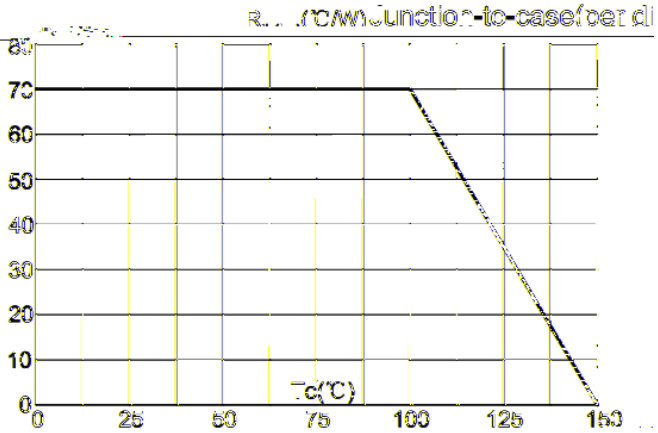

dmpob dbmh

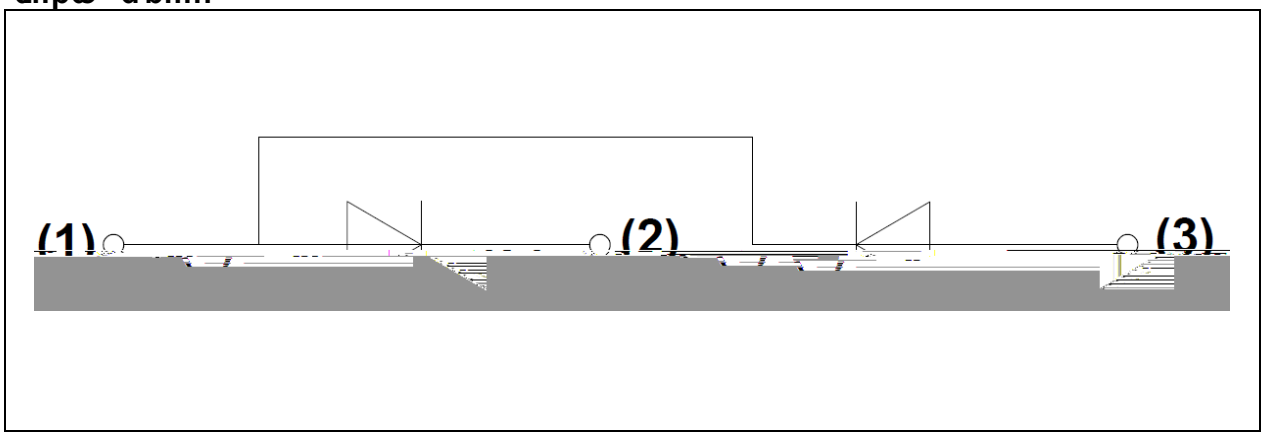

K f b J pogd n h h

